

Signify Classified - Internal  
Cooper Lighting Solutions Photometric Lab  
1121 Highway 74 South  
Peachtree City, GA 30269



Scaled data based on original data using  
LM-79-08 Approved Method: Electrical and Photometric Measurements of Solid-  
State Lighting Products

Test Report Prepared for  
Cooper Lighting Solutions  
(formerly Eaton)

Brand: STREETWORKS

Report Number: P867677

Luminaire Tested: **MEM2-HTN-SA-100-722-U-T4W**

Issue Date: 08/21/2024



**Test Information**

Test Method: LM-79-08  
Report Number: P867677  
Test Lab: INNOVATION CENTER(G3)  
Issue Date: 08/21/2024  
Manufacturer: COOPER LIGHTING SOLUTIONS (FORMERLY EATON)  
Product Line: STREETWORKS  
Catalog Number: MEM2-HTN-SA-100-722-U-T4W  
Description: EPIC MODERN TALL HOUSING DISCRETE LED ARRAYS 100W 70CRI 2200K  
FIXTURE w/ TYPE IV WIDE DISTRIBUTION OPTIC  
Light Source: (20) 2200K CCT, 70 CRI LEDS  
Ballast/Driver: ELECTRONIC DRIVER

**Summary**

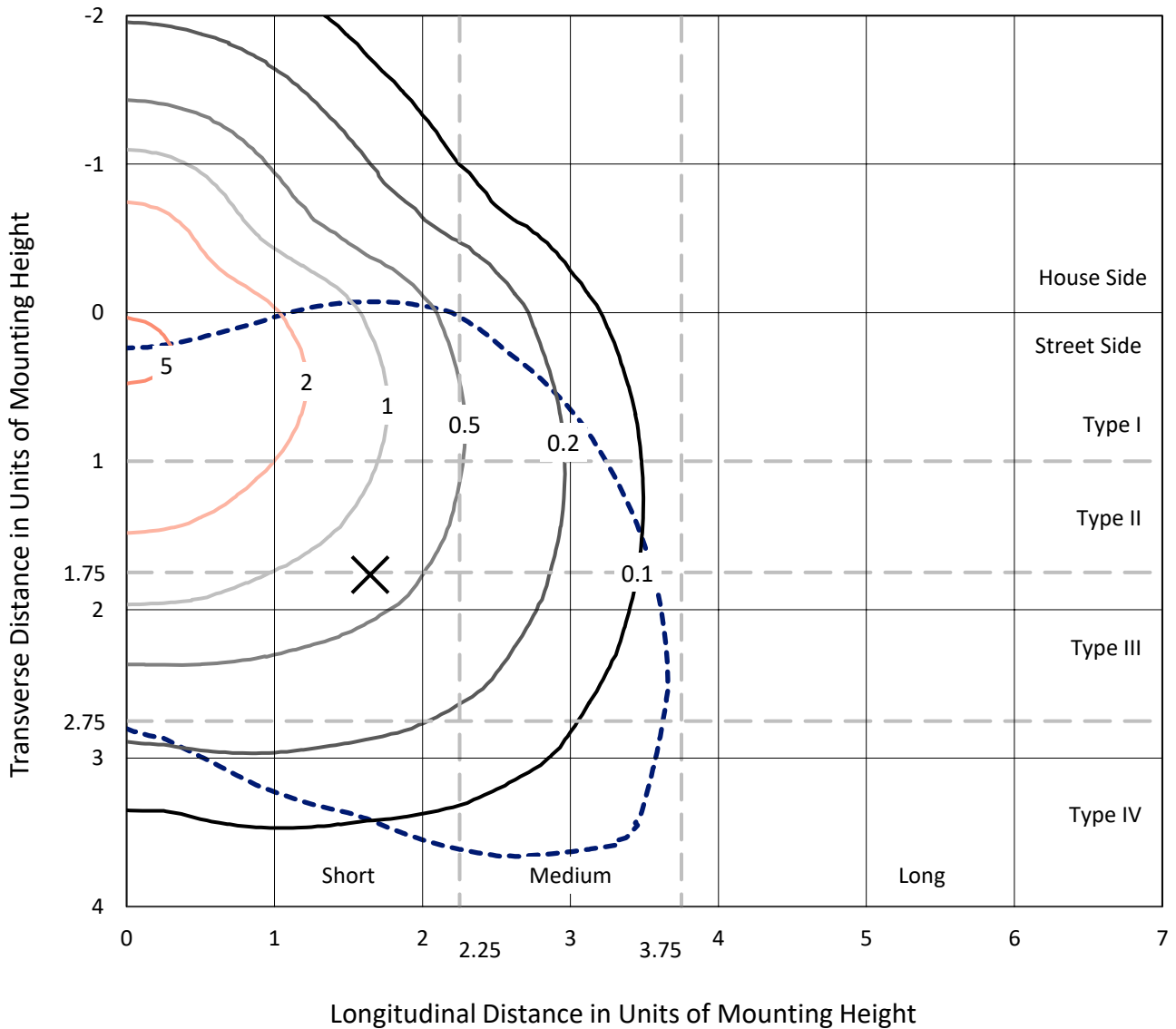
Lumens per Lamp: N/A  
Luminaire Lumens: 11660.1 lumens  
Efficiency: N/A  
Efficacy: 115.4 lumens/watt  
Luminous Opening: Rectangular (W 0.67' x L: 0.33' x H: 0')  
IES Classification: Type IV - Short  
BUG Rating: B2 - U0 - G2

Input Watts (W): 101  
Input Voltage (V): 120  
Input Current (A<sub>in</sub>): NR  
Voltage Rise (V): NR  
Power Factor: 0.99  
Total Harmonic Distortion (THDi): 9.45%  
Frequency (hertz): 60  
Stabilization Time: NR  
Operation Time: NR  
Ambient Temperature (°C): NR  
Test Distance: 24 FT

REPORT NUMBER: P867677  
 CATALOG NUMBER: MEM2-HTN-SA-100-722-U-T4W

### Iso-Footcandle Lines of Horizontal Illumination

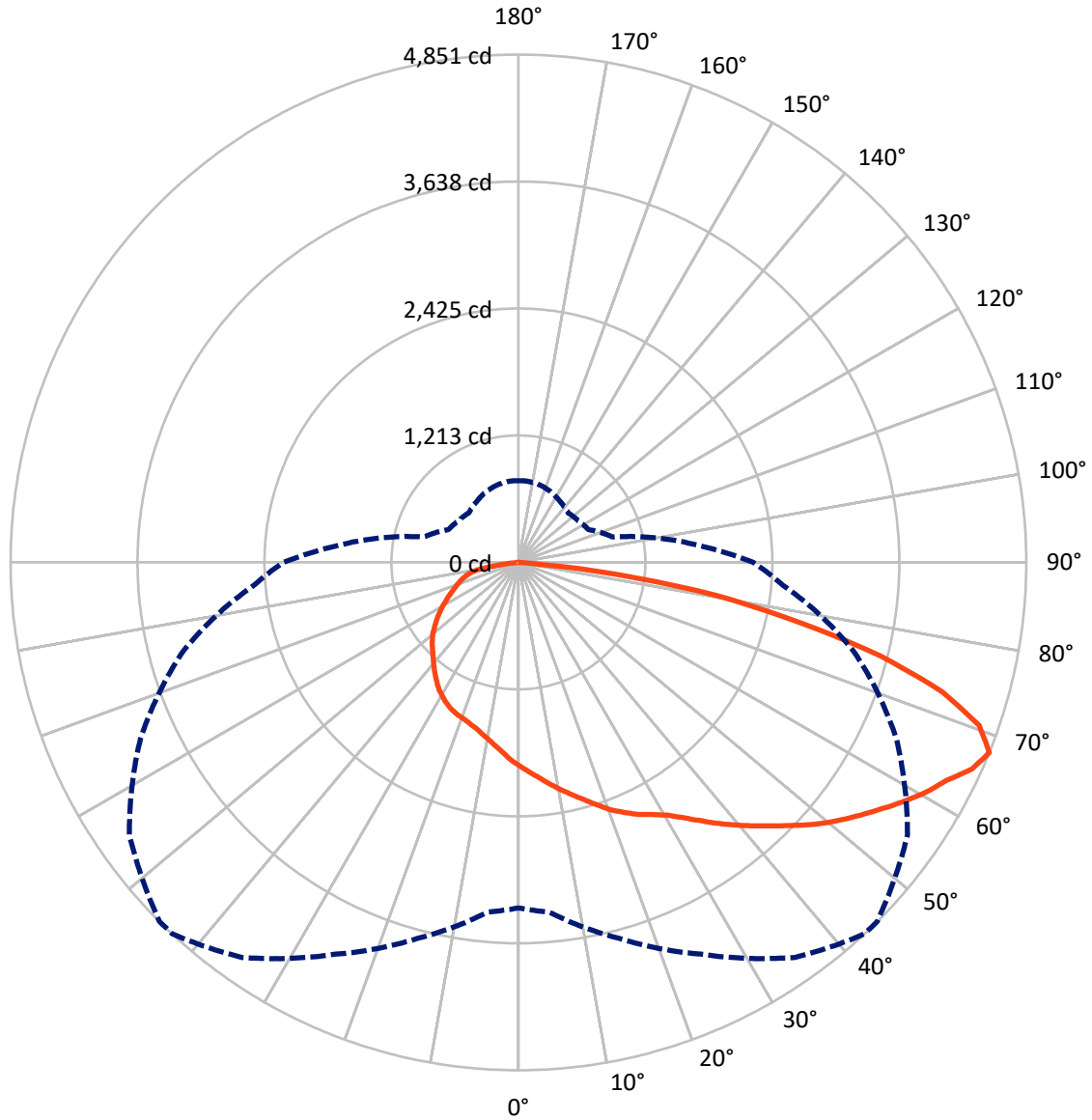
× Max cd  
 - - - 1/2 Max cd



Based on 20 foot mounting height. Maximum calculated value = 5.6 fc  
 Type IV - Short - N/A

REPORT NUMBER: P867677  
CATALOG NUMBER: MEM2-HTN-SA-100-722-U-T4W

### Luminous Intensity Polar Plot



— Vertical Plane Through 43-Deg Lateral    - - - Horizontal Cone Through 67.5-Deg Vertical

REPORT NUMBER: P867677  
 CATALOG NUMBER: MEM2-HTN-SA-100-722-U-T4W

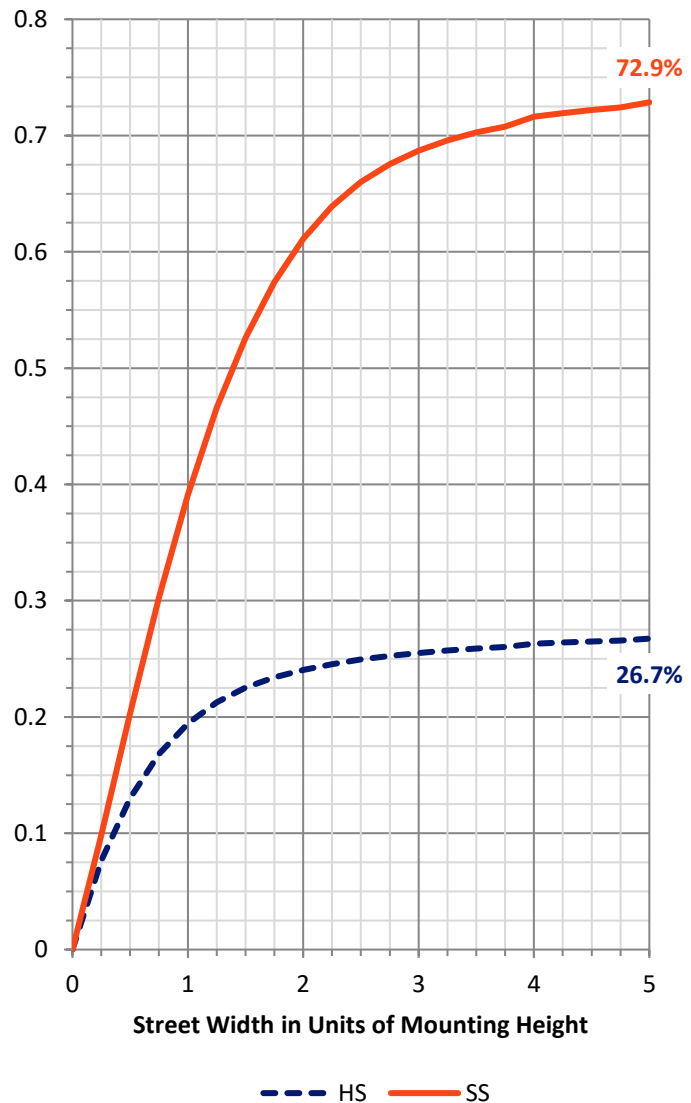
**FLUX DISTRIBUTION:**

		Downward	Upward	Total
<b>House Side</b>	Lumens	3136.6	0.0	3136.6
	% Fixture	26.9	0.0	26.9
<b>Street Side</b>	Lumens	8523.5	0.0	8523.5
	% Fixture	73.1	0.0	73.1
<b>Total</b>	Lumens	11660.1	0.0	11660.1
	% Fixture	100.0	0.0	100.0

**Coefficient of Utilization**

**ZONAL LUMENS:**

Zone	Lumens	% Fixture
0°-10°	186.3	1.6
10°-20°	568.9	4.9
20°-30°	970.6	8.3
30°-40°	1415.5	12.1
40°-50°	1901.6	16.3
50°-60°	2327.9	20.0
60°-70°	2450.0	21.0
70°-80°	1599.5	13.7
80°-90°	239.9	2.1
90°-100°	0.0	0.0
100°-110°	0.0	0.0
110°-120°	0.0	0.0
120°-130°	0.0	0.0
130°-140°	0.0	0.0
140°-150°	0.0	0.0
150°-160°	0.0	0.0
160°-170°	0.0	0.0
170°-180°	0.0	0.0
0°-90°	11660.1	100.0
0°-180°	11660.1	100.0



REPORT NUMBER: P867677

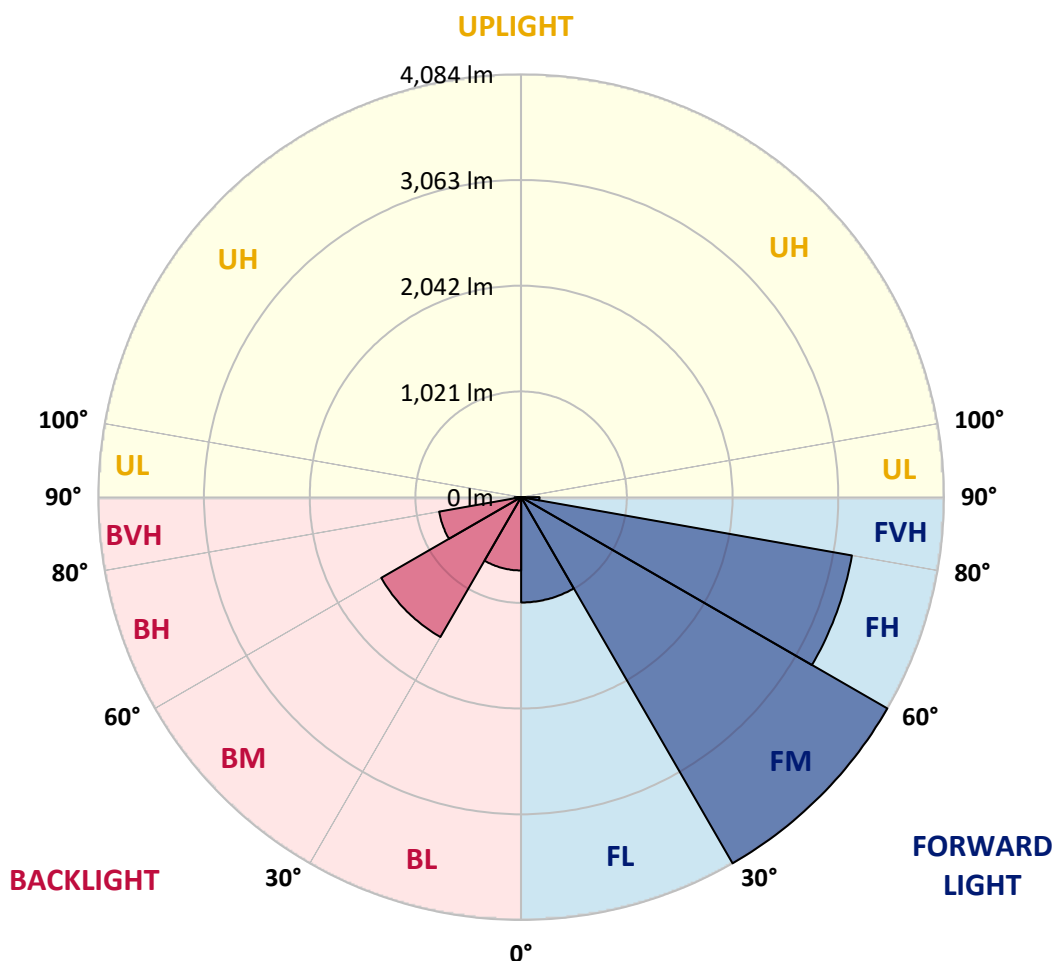
CATALOG NUMBER: MEM2-HTN-SA-100-722-U-T4W

**LUMINAIRE CLASSIFICATION SYSTEM LUMEN TABLE AND BUG RATING:**

Zone	Lumens	% Fixture	Zone Rating/Lumen Limit		
			B	U	G
FL (0°-30°)	1017.6	8.7			
FM (30°-60°)	4084.4	35.0			
FH (60°-80°)	3244.5	27.8			G2/5000
FVH (80°-90°)	177.0	1.5			G2/225
BL (0°-30°)	708.1	6.1	B2/1000		
BM (30°-60°)	1560.6	13.4	B2/2500		
BH (60°-80°)	805.0	6.9	B2/1000		G2/1000
BVH (80°-90°)	62.9	0.5			G1/100
UL (90°-100°)	0.0	0.0		U0/0	
UH (100°-180°)	0.0	0.0		U0/0	

**BUG Rating: B2-U0-G2**

Type IV Short





REPORT NUMBER: P867677

CATALOG NUMBER: MEM2-HTN-SA-100-722-U-T4W

**CANDELA DISTRIBUTION (FULL):**

	0°	5°	15°	25°	35°	43°	45°	55°	65°	75°	85°
0°	1946.4	1946.4	1946.4	1946.4	1946.4	1946.4	1946.4	1946.4	1946.4	1946.4	1946.4
2.5°	2036.1	2033.7	2026.6	2021.9	2007.8	2005.4	2005.4	1991.2	1974.7	1965.3	1955.9
5°	2128.1	2116.3	2111.6	2102.1	2078.5	2064.4	2069.1	2043.2	2010.1	1986.5	1960.6
7.5°	2210.7	2205.9	2189.4	2177.6	2149.3	2135.2	2130.4	2090.3	2047.9	2012.5	1970.0
10°	2309.8	2298.0	2288.5	2264.9	2227.2	2205.9	2198.9	2147.0	2092.7	2045.5	1988.9
12.5°	2399.4	2385.3	2373.5	2349.9	2312.1	2276.7	2267.3	2208.3	2139.9	2076.2	2005.4
15°	2467.8	2470.2	2458.4	2437.2	2394.7	2352.2	2345.1	2267.3	2184.7	2106.9	2021.9
17.5°	2531.5	2541.0	2533.9	2519.7	2477.3	2434.8	2427.7	2340.4	2241.3	2142.2	2040.8
20°	2592.9	2592.9	2590.5	2581.1	2550.4	2522.1	2507.9	2420.6	2295.6	2180.0	2066.7
22.5°	2628.3	2637.7	2637.7	2637.7	2618.8	2595.2	2590.5	2505.6	2368.7	2227.2	2090.3
25°	2682.5	2694.3	2694.3	2689.6	2673.1	2666.0	2658.9	2578.7	2439.5	2281.4	2116.3
27.5°	2798.1	2795.8	2776.9	2753.3	2729.7	2727.3	2717.9	2661.3	2522.1	2340.4	2151.7
30°	2958.6	2963.3	2939.7	2866.5	2812.3	2800.5	2802.8	2753.3	2618.8	2408.8	2191.8
32.5°	3203.9	3203.9	3111.9	3017.5	2939.7	2909.0	2901.9	2859.5	2717.9	2484.3	2236.6
35°	3388.0	3380.9	3329.0	3218.1	3121.4	3034.1	3022.3	2965.6	2828.8	2569.3	2286.2
37.5°	3527.2	3541.3	3501.2	3416.3	3321.9	3170.9	3147.3	3067.1	2930.2	2651.9	2335.7
40°	3796.1	3760.7	3664.0	3586.1	3472.9	3305.4	3284.1	3185.1	3034.1	2743.9	2397.0
42.5°	3991.9	3942.4	3831.5	3727.7	3586.1	3439.9	3421.0	3312.5	3154.4	2847.7	2460.7
45°	4272.7	4161.8	4008.4	3916.4	3715.9	3586.1	3562.5	3444.6	3279.4	2958.6	2541.0
47.5°	4544.0	4350.5	4187.8	4145.3	3857.5	3744.2	3725.3	3588.5	3413.9	3078.9	2618.8
50°	4508.6	4381.2	4327.0	4286.8	3980.1	3892.8	3874.0	3734.8	3550.7	3206.3	2696.7
52.5°	4419.0	4430.8	4433.1	4336.4	4095.7	4032.0	4013.2	3892.8	3692.3	3317.2	2772.2
55°	4513.3	4527.5	4525.1	4378.9	4230.2	4171.2	4159.4	4053.3	3829.1	3421.0	2826.4
57.5°	4657.3	4610.1	4603.0	4485.0	4374.1	4319.9	4305.7	4213.7	3944.7	3496.5	2868.9
60°	4683.2	4588.8	4619.5	4508.6	4482.7	4466.2	4461.4	4352.9	4053.3	3557.8	2885.4
62.5°	4393.0	4376.5	4496.8	4452.0	4539.3	4586.5	4588.8	4452.0	4112.3	3581.4	2868.9
65°	3897.6	3963.6	4223.1	4352.9	4624.2	4758.7	4754.0	4511.0	4105.2	3513.0	2767.5
67.5°	3300.7	3352.6	3718.3	4128.8	4605.4	4850.7	4848.4	4536.9	3982.5	3324.3	2538.6
70°	2503.2	2666.0	3185.1	3725.3	4350.5	4669.1	4709.2	4390.7	3701.7	2979.8	2191.8
72.5°	1904.0	1929.9	2557.5	3123.7	3895.2	4237.3	4230.2	3923.5	3232.2	2510.3	1826.1
75°	1351.9	1408.5	1925.2	2420.6	3192.1	3572.0	3555.5	3218.1	2578.7	1953.5	1396.7
77.5°	1007.4	1028.7	1408.5	1795.4	2387.6	2729.7	2722.6	2378.2	1896.9	1434.5	1040.5
80°	736.1	771.5	1014.5	1252.8	1618.5	1913.4	1904.0	1578.4	1217.4	1002.7	759.7
82.5°	412.9	438.8	589.8	757.3	854.1	946.1	906.0	757.3	554.4	431.8	372.8
85°	11.8	14.2	21.2	26.0	44.8	75.5	82.6	73.1	87.3	54.3	59.0
87.5°	4.7	4.7	4.7	4.7	4.7	7.1	7.1	7.1	7.1	7.1	7.1
90°	0.0	0.0	0.0	0.0	0.0	0.0	0.0	0.0	0.0	0.0	0.0



REPORT NUMBER: P867677

CATALOG NUMBER: MEM2-HTN-SA-100-722-U-T4W

**CANDELA DISTRIBUTION (continued):**

	90°	95°	105°	115°	125°	135°	145°	155°	165°	175°	180°
0°	1946.4	1946.4	1946.4	1946.4	1946.4	1946.4	1946.4	1946.4	1946.4	1946.4	1946.4
2.5°	1951.1	1941.7	1922.8	1911.0	1904.0	1894.5	1880.4	1870.9	1863.8	1873.3	1870.9
5°	1948.8	1929.9	1896.9	1873.3	1849.7	1830.8	1809.6	1793.1	1783.6	1788.3	1786.0
7.5°	1948.8	1925.2	1873.3	1835.5	1800.1	1771.8	1748.2	1727.0	1717.6	1719.9	1717.6
10°	1958.2	1925.2	1856.8	1802.5	1755.3	1722.3	1696.3	1677.5	1670.4	1677.5	1679.8
12.5°	1967.7	1925.2	1842.6	1774.2	1712.9	1677.5	1653.9	1642.1	1646.8	1649.1	1651.5
15°	1972.4	1922.8	1828.5	1741.2	1672.7	1635.0	1620.8	1618.5	1630.3	1642.1	1644.4
17.5°	1984.2	1920.5	1807.2	1708.1	1637.4	1606.7	1599.6	1609.0	1632.6	1649.1	1653.9
20°	1998.3	1925.2	1783.6	1668.0	1602.0	1578.4	1590.2	1611.4	1639.7	1663.3	1668.0
22.5°	2012.5	1927.5	1762.4	1632.6	1564.2	1559.5	1585.4	1616.1	1649.1	1672.7	1677.5
25°	2029.0	1927.5	1734.1	1587.8	1526.5	1533.5	1573.7	1613.8	1644.4	1675.1	1679.8
27.5°	2045.5	1932.3	1703.4	1538.3	1479.3	1500.5	1550.1	1599.6	1632.6	1663.3	1670.4
30°	2073.8	1941.7	1677.5	1495.8	1432.1	1460.4	1519.4	1576.0	1611.4	1644.4	1651.5
32.5°	2102.1	1955.9	1656.2	1451.0	1384.9	1417.9	1484.0	1547.7	1585.4	1616.1	1620.8
35°	2139.9	1974.7	1639.7	1406.1	1337.7	1363.7	1434.5	1505.2	1547.7	1571.3	1583.1
37.5°	2180.0	2000.7	1625.6	1366.0	1285.8	1309.4	1384.9	1460.4	1505.2	1528.8	1533.5
40°	2229.5	2036.1	1616.1	1328.3	1236.3	1255.1	1330.6	1413.2	1455.7	1472.2	1481.6
42.5°	2283.8	2073.8	1609.0	1290.5	1182.0	1200.9	1281.1	1361.3	1403.8	1417.9	1425.0
45°	2352.2	2123.4	1604.3	1250.4	1137.2	1153.7	1233.9	1314.1	1349.5	1368.4	1375.5
47.5°	2415.9	2172.9	1590.2	1203.2	1087.6	1111.2	1184.4	1255.1	1295.3	1307.1	1314.1
50°	2479.6	2215.4	1561.9	1151.3	1042.8	1064.0	1130.1	1182.0	1212.7	1226.8	1231.6
52.5°	2541.0	2246.1	1517.0	1097.1	995.6	1009.8	1064.0	1113.6	1134.8	1139.5	1153.7
55°	2581.1	2262.6	1453.3	1033.4	948.4	953.2	993.3	1038.1	1049.9	1052.2	1052.2
57.5°	2609.4	2253.1	1377.8	969.7	901.3	901.3	924.8	960.2	965.0	967.3	972.0
60°	2614.1	2220.1	1281.1	910.7	849.3	842.3	865.9	887.1	889.5	894.2	898.9
62.5°	2578.7	2147.0	1177.3	854.1	799.8	783.3	804.5	825.8	837.6	844.6	849.3
65°	2470.2	1998.3	1059.3	797.4	752.6	724.3	750.3	785.6	809.2	811.6	811.6
67.5°	2243.7	1757.7	934.3	738.5	696.0	670.0	703.1	740.8	769.1	780.9	778.6
70°	1901.6	1491.1	818.7	677.1	639.4	622.9	658.2	700.7	724.3	733.7	738.5
72.5°	1531.2	1193.8	717.2	615.8	589.8	580.4	615.8	658.2	691.3	705.4	707.8
75°	1191.4	939.0	632.3	552.1	530.8	533.2	571.0	613.4	648.8	655.9	634.7
77.5°	924.8	747.9	552.1	476.6	464.8	481.3	519.0	563.9	585.1	592.2	578.0
80°	667.7	573.3	445.9	375.1	375.1	401.1	434.1	486.0	493.1	483.7	488.4
82.5°	316.1	278.4	219.4	181.7	169.9	188.7	200.5	217.1	235.9	240.6	228.9
85°	42.5	28.3	21.2	23.6	21.2	14.2	9.4	9.4	9.4	7.1	7.1
87.5°	7.1	7.1	4.7	4.7	4.7	4.7	4.7	4.7	2.4	2.4	2.4
90°	0.0	0.0	0.0	0.0	0.0	0.0	0.0	0.0	0.0	0.0	0.0



Cooper Lighting Solutions Photometric Lab  
1121 Highway 74 South  
Peachtree City, GA 30269



LM-79-2019: Approved Method: Electrical and Photometric Measurements of Solid-State Lighting Products

Report Prepared for

Cooper Lighting Solutions

Streetworks

Report Number: SP1-2407-157-2

Test Date: 08/07/2024

Luminaire Tested: MEM2-HTN-SA-30-722-U-5WQ-2

Data in this report applies to families of products including MEM2-HTN-SA-30-722-U-5WQ-2

**Test Information**

Test Method: LM-79-2019  
 Report Number: SP1-2407-157-2  
 Test Lab: COOPER LIGHTING SOLUTIONS  
 Photometer: SP1 - 76IN SPHERE  
 Measurement Geometry: 4π  
 Issue Date: 08/20/2024  
 Manufacturer: COOPER LIGHTING SOLUTIONS  
 Product Line: Streetworks  
 Catalog Number: **MEM2-HTN-SA-30-722-U-5WQ-2**  
 Description: Epic Modern Light Square 30W 5WQ Optic and Flare Trim

**Spectral Parameters**

CCT (K): 2253  
 CIE u': 0.2868  
 CIE v': 0.5332  
 Duv: -0.0014  
 CIE x: 0.4974  
 CIE y: 0.4110  
 CIE z: 0.0915  
 Peak Wavelength (nm): 603  
 Dominant Wavelength (nm): 587  
 Purity: 72.69432  
 Rf: 76.9  
 Rg: 92.7

CRI (Ra):	70.6		
R1:	68.4	R9:	-36.0
R2:	88.7	R10:	78.2
R3:	85.4	R11:	61.0
R4:	63.5	R12:	74.2
R5:	69.0	R13:	72.8
R6:	88.9	R14:	92.2
R7:	68.5	R15:	58.0
R8:	32.0		



**Test Conditions**

Stabilization Time: 29M  
 Operation Time: 1H 29M  
 Sphere Temperature (°C): 24.1

REPORT NUMBER: SP1-2407-157-2

Measurement and Test Equipment			
Instrument	Identification Number	Calibration Date	Calibration Due Date
Photometer	IN0058	6/18/2024	12/18/2024
Power Meter	INXT2011004	2/8/2024	2/8/2025
AC Power Source	IN0063	10/24/2023	10/24/2024
DC Power Source	IN0208	10/24/2023	10/24/2024
Sphere Thermometer	IN0085	10/24/2023	10/24/2024
Room Thermometer	IN0046	10/24/2023	10/24/2024

REPORT NUMBER: SP1-2407-157-2

**CIE 1931 Chromaticity Diagram**



**CIE 1931 Chromaticity Diagram with 2017 ANSI 7-Step and 4-Step Quadrangles**



Point lies inside the ANSI 2200K 4-step quadrangle

REPORT NUMBER: SP1-2407-157-2

**Photopic Flux vs. Wavelength**



**Photopic Lumens: NR**

$\lambda$ (nm)	Power W <sup>^</sup> /nm	Lumens ( $\phi$ /nm)	$\lambda$ (nm)	Power W <sup>^</sup> /nm	Lumens ( $\phi$ /nm)	$\lambda$ (nm)	Power W <sup>^</sup> /nm	Lumens ( $\phi$ /nm)	$\lambda$ (nm)	Power W <sup>^</sup> /nm	Lumens ( $\phi$ /nm)	$\lambda$ (nm)	Power W <sup>^</sup> /nm	Lumens ( $\phi$ /nm)
360	0	NR	490	117	NR	620	896	NR	750	20	NR	880	0	NR
365	0	NR	495	137	NR	625	838	NR	755	17	NR	885	0	NR
370	0	NR	500	160	NR	630	774	NR	760	14	NR	890	0	NR
375	0	NR	505	183	NR	635	704	NR	765	12	NR	895	0	NR
380	0	NR	510	202	NR	640	635	NR	770	10	NR	900	0	NR
385	0	NR	515	219	NR	645	565	NR	775	9	NR	905	0	NR
390	0	NR	520	235	NR	650	501	NR	780	7	NR	910	0	NR
395	0	NR	525	249	NR	655	440	NR	785	6	NR	915	0	NR
400	0	NR	530	263	NR	660	383	NR	790	5	NR	920	0	NR
405	0	NR	535	281	NR	665	332	NR	795	5	NR	925	0	NR
410	1	NR	540	302	NR	670	286	NR	800	4	NR	930	0	NR
415	3	NR	545	331	NR	675	245	NR	805	3	NR	935	0	NR
420	6	NR	550	366	NR	680	210	NR	810	3	NR	940	0	NR
425	12	NR	555	411	NR	685	178	NR	815	3	NR	945	0	NR
430	21	NR	560	469	NR	690	152	NR	820	2	NR	950	0	NR
435	38	NR	565	536	NR	695	129	NR	825	2	NR	955	0	NR
440	66	NR	570	614	NR	700	109	NR	830	2	NR	960	0	NR
445	122	NR	575	701	NR	705	92	NR	835	1	NR	965	0	NR
450	215	NR	580	785	NR	710	77	NR	840	1	NR	970	0	NR
455	236	NR	585	863	NR	715	66	NR	845	1	NR	975	0	NR
460	170	NR	590	928	NR	720	55	NR	850	1	NR	980	0	NR
465	148	NR	595	971	NR	725	47	NR	855	1	NR	985	0	NR
470	132	NR	600	994	NR	730	40	NR	860	1	NR	990	0	NR
475	104	NR	605	996	NR	735	33	NR	865	1	NR	995	0	NR
480	97	NR	610	979	NR	740	28	NR	870	1	NR	1000	0	NR
485	105	NR	615	943	NR	745	24	NR	875	0	NR			

REPORT NUMBER: SP1-2407-157-2

**Scotopic Flux vs. Wavelength**



**Scotopic Lumens: NR**

**S/P: 0.96**

λ (nm)	Power W <sup>^</sup> /nm	Lumens (φ/nm)	λ (nm)	Power W <sup>^</sup> /nm	Lumens (φ/nm)	λ (nm)	Power W <sup>^</sup> /nm	Lumens (φ/nm)	λ (nm)	Power W <sup>^</sup> /nm	Lumens (φ/nm)	λ (nm)	Power W <sup>^</sup> /nm	Lumens (φ/nm)
360	0	NR	490	117	NR	620	896	NR	750	20	NR	880	0	NR
365	0	NR	495	137	NR	625	838	NR	755	17	NR	885	0	NR
370	0	NR	500	160	NR	630	774	NR	760	14	NR	890	0	NR
375	0	NR	505	183	NR	635	704	NR	765	12	NR	895	0	NR
380	0	NR	510	202	NR	640	635	NR	770	10	NR	900	0	NR
385	0	NR	515	219	NR	645	565	NR	775	9	NR	905	0	NR
390	0	NR	520	235	NR	650	501	NR	780	7	NR	910	0	NR
395	0	NR	525	249	NR	655	440	NR	785	6	NR	915	0	NR
400	0	NR	530	263	NR	660	383	NR	790	5	NR	920	0	NR
405	0	NR	535	281	NR	665	332	NR	795	5	NR	925	0	NR
410	1	NR	540	302	NR	670	286	NR	800	4	NR	930	0	NR
415	3	NR	545	331	NR	675	245	NR	805	3	NR	935	0	NR
420	6	NR	550	366	NR	680	210	NR	810	3	NR	940	0	NR
425	12	NR	555	411	NR	685	178	NR	815	3	NR	945	0	NR
430	21	NR	560	469	NR	690	152	NR	820	2	NR	950	0	NR
435	38	NR	565	536	NR	695	129	NR	825	2	NR	955	0	NR
440	66	NR	570	614	NR	700	109	NR	830	2	NR	960	0	NR
445	122	NR	575	701	NR	705	92	NR	835	1	NR	965	0	NR
450	215	NR	580	785	NR	710	77	NR	840	1	NR	970	0	NR
455	236	NR	585	863	NR	715	66	NR	845	1	NR	975	0	NR
460	170	NR	590	928	NR	720	55	NR	850	1	NR	980	0	NR
465	148	NR	595	971	NR	725	47	NR	855	1	NR	985	0	NR
470	132	NR	600	994	NR	730	40	NR	860	1	NR	990	0	NR
475	104	NR	605	996	NR	735	33	NR	865	1	NR	995	0	NR
480	97	NR	610	979	NR	740	28	NR	870	1	NR	1000	0	NR
485	105	NR	615	943	NR	745	24	NR	875	0	NR			

REPORT NUMBER: SP1-2407-157-2

Melanopic Flux vs. Wavelength



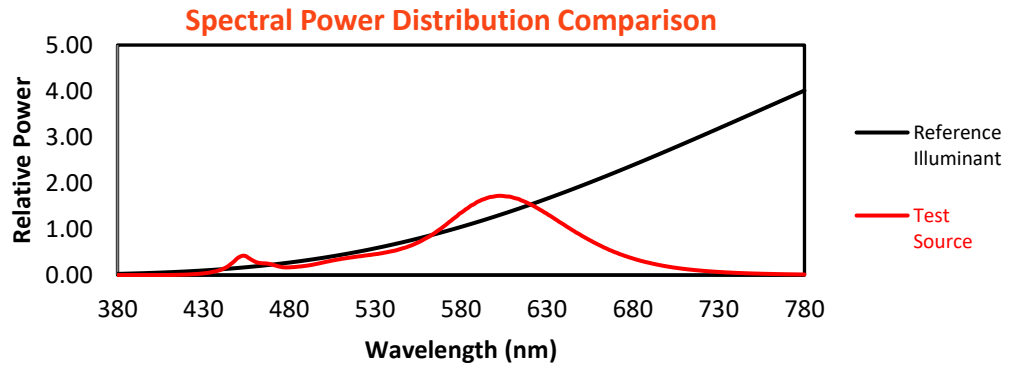
Melanopic Lumens: NR

M/P: 1.71

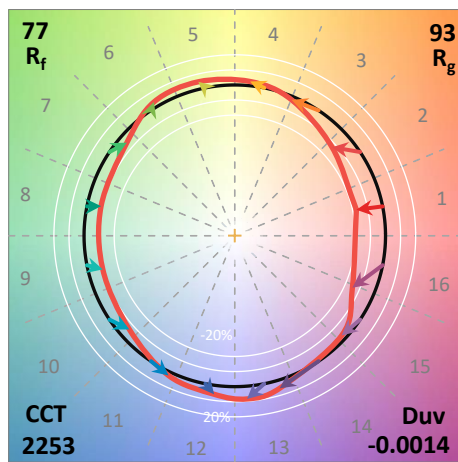
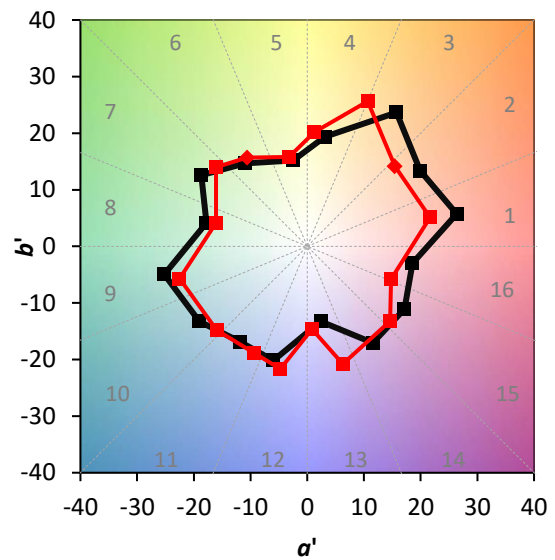
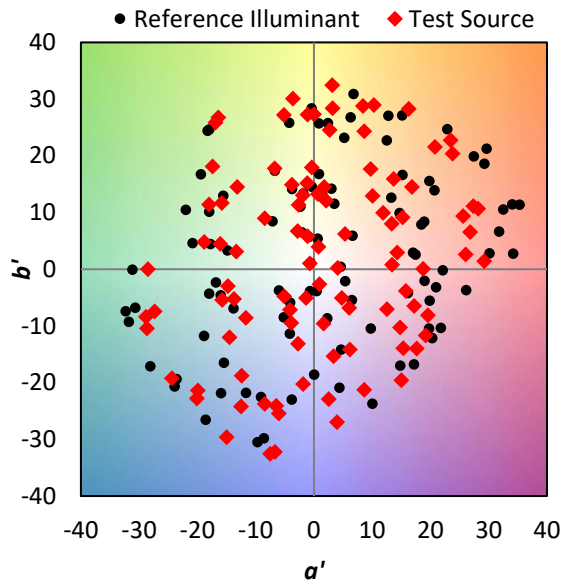
λ (nm)	Power W <sup>2</sup> /nm	Lumens (φ/nm)	λ (nm)	Power W <sup>2</sup> /nm	Lumens (φ/nm)	λ (nm)	Power W <sup>2</sup> /nm	Lumens (φ/nm)	λ (nm)	Power W <sup>2</sup> /nm	Lumens (φ/nm)	λ (nm)	Power W <sup>2</sup> /nm	Lumens (φ/nm)
360	0	NR	490	117	NR	620	896	NR	750	20	NR	880	0	NR
365	0	NR	495	137	NR	625	838	NR	755	17	NR	885	0	NR
370	0	NR	500	160	NR	630	774	NR	760	14	NR	890	0	NR
375	0	NR	505	183	NR	635	704	NR	765	12	NR	895	0	NR
380	0	NR	510	202	NR	640	635	NR	770	10	NR	900	0	NR
385	0	NR	515	219	NR	645	565	NR	775	9	NR	905	0	NR
390	0	NR	520	235	NR	650	501	NR	780	7	NR	910	0	NR
395	0	NR	525	249	NR	655	440	NR	785	6	NR	915	0	NR
400	0	NR	530	263	NR	660	383	NR	790	5	NR	920	0	NR
405	0	NR	535	281	NR	665	332	NR	795	5	NR	925	0	NR
410	1	NR	540	302	NR	670	286	NR	800	4	NR	930	0	NR
415	3	NR	545	331	NR	675	245	NR	805	3	NR	935	0	NR
420	6	NR	550	366	NR	680	210	NR	810	3	NR	940	0	NR
425	12	NR	555	411	NR	685	178	NR	815	3	NR	945	0	NR
430	21	NR	560	469	NR	690	152	NR	820	2	NR	950	0	NR
435	38	NR	565	536	NR	695	129	NR	825	2	NR	955	0	NR
440	66	NR	570	614	NR	700	109	NR	830	2	NR	960	0	NR
445	122	NR	575	701	NR	705	92	NR	835	1	NR	965	0	NR
450	215	NR	580	785	NR	710	77	NR	840	1	NR	970	0	NR
455	236	NR	585	863	NR	715	66	NR	845	1	NR	975	0	NR
460	170	NR	590	928	NR	720	55	NR	850	1	NR	980	0	NR
465	148	NR	595	971	NR	725	47	NR	855	1	NR	985	0	NR
470	132	NR	600	994	NR	730	40	NR	860	1	NR	990	0	NR
475	104	NR	605	996	NR	735	33	NR	865	1	NR	995	0	NR
480	97	NR	610	979	NR	740	28	NR	870	1	NR	1000	0	NR
485	105	NR	615	943	NR	745	24	NR	875	0	NR			

**Summary**

$R_f = 76.9$   
 $R_g = 92.7$   
 CIE  $R_a = 70.6$   
 $R_9 = -36.0$



**Color Vector Graphics**





**Individual Sample Fidelity Index ( $R_{f,i}$ )**

CES01 = 87	CES26 = 76	CES51 = 88	CES76 = 78
CES02 = 65	CES27 = 94	CES52 = 85	CES77 = 75
CES03 = 32	CES28 = 93	CES53 = 80	CES78 = 79
CES04 = 72	CES29 = 81	CES54 = 86	CES79 = 82
CES05 = 51	CES30 = 91	CES55 = 83	CES80 = 81
CES06 = 52	CES31 = 83	CES56 = 77	CES81 = 51
CES07 = 44	CES32 = 75	CES57 = 75	CES82 = 92
CES08 = 42	CES33 = 88	CES58 = 76	CES83 = 88
CES09 = 29	CES34 = 88	CES59 = 84	CES84 = 90
CES10 = 79	CES35 = 94	CES60 = 91	CES85 = 65
CES11 = 62	CES36 = 90	CES61 = 82	CES86 = 48
CES12 = 68	CES37 = 97	CES62 = 91	CES87 = 76
CES13 = 45	CES38 = 98	CES63 = 86	CES88 = 78
CES14 = 75	CES39 = 97	CES64 = 70	CES89 = 61
CES15 = 72	CES40 = 94	CES65 = 71	CES90 = 80
CES16 = 48	CES41 = 95	CES66 = 71	CES91 = 80
CES17 = 51	CES42 = 89	CES67 = 70	CES92 = 51
CES18 = 57	CES43 = 80	CES68 = 74	CES93 = 68
CES19 = 74	CES44 = 99	CES69 = 84	CES94 = 44
CES20 = 68	CES45 = 83	CES70 = 72	CES95 = 66
CES21 = 88	CES46 = 81	CES71 = 75	CES96 = 75
CES22 = 81	CES47 = 88	CES72 = 89	CES97 = 76
CES23 = 92	CES48 = 73	CES73 = 68	CES98 = 72
CES24 = 92	CES49 = 82	CES74 = 85	CES99 = 63
CES25 = 73	CES50 = 87	CES75 = 80	



Color Rendition by Hue-Angle Bin



Measure Comparisons



(END OF REPORT)